

FIRST YEAR FACTS 2018



THE UNIVERSITY

As a top public institution in the U.S. and the largest university in North Carolina, NC State is home to students from all across the U.S. and 120 countries. We're a powerhouse among national universities for science, technology, engineering and math. We also support our state's key industries, such as agriculture, natural resources and textiles. At NC State, we Think and Do.

35,579

Total
Enrollment

23,263

Undergraduate
Enrollment

4,853

First Year
Enrollment

480

Spring Connection
Enrollment

STATS & STRENGTHS

#1

Return on student
investment among
North Carolina public
universities

(payscale.com)

#1

Best college for
your money in
North Carolina

(Money)

TOP 5

Best value
among public
U.S. universities

(U.S. News & World Report)

125+

Startups and
spinoffs based on
NC State Research

*(NC State Office of
Research, Innovation and
Economic Development)*

CLASS OF 2022 PROFILE

NC State continues to be a top choice for the brightest students from across North Carolina and throughout the world. This fall, 4,853 students joined the Wolfpack family. The first-year class represents 95 of North Carolina's 100 counties, 38 of the 50 states and 22 countries.

725

Students from outside North Carolina

1,185

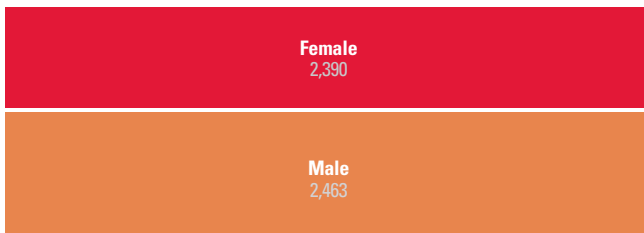
Different high schools represented

27%

North Carolina students from rural counties

43%

Students in non-STEM academic programs

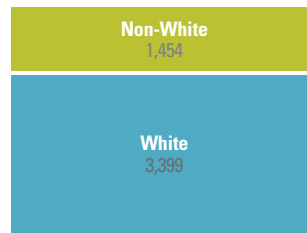


49%

Students are Female

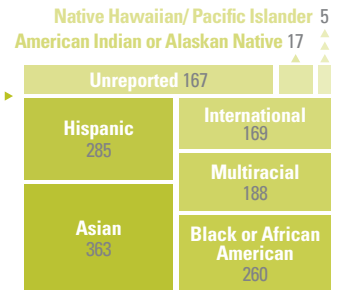
51%

Students are Male



30%

Identify as a race or ethnicity other than white



260

Black or African American Students

TOP 10 ACADEMIC PROGRAMS OF ENROLLED STUDENTS

Engineering / Exploratory Studies / Business /
 Life Sciences / Animal Science / Psychology /
 Political Science / Fashion and Textile Management /
 Environmental Sciences / Chemistry /

ACADEMIC ACHIEVEMENT OF ENROLLING STUDENTS

3.75

Average High School
GPA (unweighted)

4.59

Average High School
GPA (weighted)

48%

Top 10% of High
School Class

1320

Average SAT score of
enrolled students

29

Average ACT score of
enrolled students

230

Valedictorians and
Salutatorians

46%

Acceptance
rate of applicants

DUAL ENROLLMENT

1,508

Students took dual
enrollment courses in
high school

15

Average dual
enrollment credits
awarded to students

193

Students that attended
an NC Early College

52

Average dual enrollment
credits awarded to NC
Early College students

AP EXAMS

70%

Students submitted an
AP exam score

5.99

Average number of AP
exam scores submitted
by a student

3,626

Total number of
AP scores
submitted of a 5

Top AP Test Credit Awarded

Calculus AB/BC
English Language and Comp
Environmental Science
Psychology
Statistics

MIDDLE 50% RANGES

Weighted GPA

4.39 - 4.86

SAT Scores

1260 - 1380

Unweighted GPA

3.63 - 3.94

ACT Scores

27 - 32

THE APPLICANTS

29,852 First-Year Applications Received

17,856

North Carolina applicants

6,059

Applicants from rural North Carolina counties

6,102

North Carolina high schools represented

9,974

Out-of-state applicants

Top 10 States Outside of North Carolina

Virginia
Maryland
New York
New Jersey
Florida

Pennsylvania
South Carolina
Georgia
Massachusetts
Connecticut

2,022

Global applicants

Top 5 Countries Outside of the U.S.

People's Republic of China
India
Saudi Arabia

Brazil
South Korea

This information provides a "snapshot" of the Class of 2022 as of August 23, 2018. Final profile information after the fall census date may vary slightly.

Office of Undergraduate Admissions NC State University

121 Peele Hall
Campus Box 7103
Raleigh, NC 27695-7103

email: undergrad-admissions@ncsu.edu
phone: 919.515.2434
fax: 919.515.5039

admissions.ncsu.edu



[facebook.com/
ncstateadmissions](https://facebook.com/ncstateadmissions)



[twitter.com/
applyncstate](https://twitter.com/applyncstate)



[instagram.com/
applyncstate](https://instagram.com/applyncstate)



Snapchat
[@applyncstate](https://www.snapchat.com/add/applyncstate)



Virtual campus tour
go.ncsu.edu/tour